

































Whole School Long Term Writing Overview



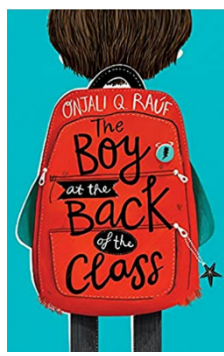




Cycle B

Class	Term	Autumn One	Autumn Two	Spring One	Spring Two	Summer One	Summer Two
1	Reading Text	1. The Gruffalo  2. Cops and Robbers 	1. Owl Babies  2. Peace at Last 	1. Handa's Surprise  2. Avocado Baby 	1. Mr Gumpy's Outing  2. Lost and Found 	1. Six Dinner Sid  2. Elmer 	1. On the Way Home  2. Where the Wild Things Are 
	Composition Coverage/ Genre	1. Description of The Gruffalo 2. Wanted Posters	1. Perform the story 2. Poetry	1. Invent new version – change the fruit or animals 2. Narrative – New story based around a baby that will only eat one super food	1. Speech Bubbles 2. Lost and Found – Tell a story to the penguins	1. Invent a new character 2. Character description	1. Retell – Main Ch, Dilemma, Resolution 2. Setting Description
		Autumn Term		Spring Term		Summer Term	
	Writing Skills	New Learning EYFS		New Learning EYFS		New Learning EYFS	
		<ul style="list-style-type: none">Pencil gripLetter formationLearning to write first nameWriting simple sentencesFollowing dictation of simple sentencesLearning the spellings of tricky words (I, the, hem she, me, we, be, was, to, do, are, all)		<ul style="list-style-type: none">Reviewing of the lower-case letters, plus the capital letters that have been taughtWriting words and sentences from dictationIntroduction of letter names <p>Week 1: Capitals S A T I P N Week 2: Capitals C K E H R M D Week 3: Capitals G O U L F B Week 4: Capital J Week 5: Capitals Z W V Week 6 : Capitals Y X Q Week 7: Review alphabet and capitals Week 8: Review capitals A to M & Formation of b and d (lowercase) Week 9: Review capitals N to Z Week 10: Formation of caterpillar letters c a d o g q (lowercase) Week 11: Formation of tall letters b d f h k l t (lowercase) Week 12: Formation of letters with tails g j p q y (lowercase)</p> <p>Learning the spellings of tricky words (you, your, come, some, said, here, there, they, go, no, so, my, one, by, only, old, like, have, live, give, little, down, what, when, why, where, who, which)</p>		<ul style="list-style-type: none">Review of the lower-case and capital letters, encouraging neat and accurate handwritingTeaching the short and long vowel sounds with regular reviewWriting longer words and sentences from dictationWriting independently on a chosen theme <ul style="list-style-type: none">Learning the spellings of tricky words (any, many, more, before, other, were, because, want, saw, put, could, should, would, right, two, four, goes, does, made, their, once, upon, always, also, of, eight, love, cover, after, every, mother, father)	
	Spelling Year 1	Week 1: sh Week 2: ch Week 3: th Week 4: ng Week 5: qu Week 6: ar	Week 7: short vowels Week 8: ff Week 9: ll Week 10: ss/zz Week 11: ck Week 12: y as ee	Week 1: long vowels Week 2: a_e Week 3: i_e Week 4: o_e Week 5: u_e Week 6: wh	Week 7: ay Week 8: ea Week 9: igh Week 10: y as ie Week 11: ow as oa Week 12: ew	Week 1: ou Week 2: ow as ou Week 3: oi Week 4: oy Week 5: or Week 6: al	Week 7: nk as ng-k Week 8: er Week 9: ir Week 10: ur Week 11: au Week 12: aw

Cycle B							
Class 2	Term	Autumn One	Autumn Two	Spring One	Spring Two	Summer One	Summer Two
	Reading Text	<u>Vlad and the Great Fire of London by Kate Cunningham</u> 	<u>Werewolf Club Rules! By Joseph Coelho</u> 	<u>Sophie Takes to the Sky by Katherine Woodfine</u> 	<u>The Julian Stories by Ann Cameron</u> 	<u>The Story of Flight by John Holcroft</u> 	<u>The Magic Faraway Tree by Enid Blyton</u> 
	Composition Coverage/ Genre	1. Diary Entry – Vlad’s perspective of the Great Fire of London events 2. Narrative – Meeting Tale – How does Vlad meet Boxtan?	1. Animal Poetry 2. Character Description using You Look Like a Rainbow: https://www.youtube.com/watch?v=hEMmsBPW19w	1. Narrative – Tale of Fear 2. Explanation Text – Hot Air Balloons	1. Narrative – Warning Tale 2. Procedural (How to bake a cake)	1. Biography (report) – Amelia Earhart/Wright Brothers 2. Narrative – Journey using flight to travel	1. Descriptive Writing (Setting) 2. Information Text (Create a new land at the top of the tree)
		Autumn Term		Spring Term		Summer Term	
	Writing Skills	New Learning Year 1 <ul style="list-style-type: none"> Capital Letters Formation, letter names, sounds and alphabet Proper Nouns Common Nouns Capital letters for proper nouns Difference between a and an Plural nouns (-s) Personal Pronouns Singular and plural Punctuation <ul style="list-style-type: none"> Sentences: start with capital letter, end with a full stop and make sense. 	New Learning Year 2 <ul style="list-style-type: none"> Dictionary work Sentence writing Alphabetical order Proper nouns: months and days Using adjectives Singular and plural Possessive adjectives (eg. My, our) Homophones Extend and refine - sentences must have a verb, make sense and end with a full stop, question mark or exclamation mark Punctuation <ul style="list-style-type: none"> Speech marks – speech goes inside speech marks Asking questions Listing commas – commas separate words in lists Exclamation marks 	New Learning Year 1 <ul style="list-style-type: none"> Verbs and pronouns Present Tense Conjugation of verbs Past Tense Future Tense Using a dictionary Nouns Adjectives Identify nouns and adjectives in sentences Compound words Punctuation <ul style="list-style-type: none"> Introduce speech – speech goes inside speech marks Sentences giving information end with a full stop Sentences asking for further information end with a question mark Speech and sentences start with a capital letter 	New Learning Year 2 <ul style="list-style-type: none"> Sentences with verbs Adverbs Irregular verb: to be Present Tense Regular verbs Irregular verbs Past Tense Expanding sentences Conjunctions -y word plurals: -s & -ies Punctuation <ul style="list-style-type: none"> Speech marks – speech goes inside speech marks Asking questions Listing commas – commas separate words in lists Exclamation marks 	New Learning Year 1 <ul style="list-style-type: none"> Verbs Adverbs Identifying verbs and adverbs in sentences Plurals and noun plurals (-es) Dictionary work Antonyms, synonyms Thesaurus work Punctuation <ul style="list-style-type: none"> Speech marks Questions marks Sentences giving information end with a full stop Speech and sentences start with a capital letter 	New Learning Year 2 <ul style="list-style-type: none"> Prefixes Possessions –’s Contractions –’s Prepositions Homophones Verbs Suffixes -ing, -er & -est Comparative/Superlative adjectives Using a dictionary and thesaurus Punctuation <ul style="list-style-type: none"> Commas separate either words in lists or speech from the rest of the sentence Apostrophes indicate possession or a contraction
	Spelling Year 2	Week 1: Silent b Week 2: Silent w Week 3: Silent k Week 4: wh Week 5: ph Week 6: ea as /e/	Week 7: soft c Week 8: soft g Week 9: wa as wo Week 10: ou as u Week 11: air Week 12: ch and k	Week 1: ai, ay, a_e Week 2: ee and ea Week 3: ie, igh, y and i_e Week 4: oa, ow, o_e Week 5: ue, ew, u_e Week 6: k, ck	Week 7: er, ir, ur Week 8: oi, oy Week 9: ou, ow Week 10: aw, au, al Week 11: ey Week 12: ear	Week 1: silent h Week 2: silent c Week 3: are as air Week 4: ear as air Week 5: ti as sh Week 6: si as sh/zh	Week 7: ei as eigh Week 8: o as u Week 9: ture Week 10: ie as ee Week 11: ore Week 12: le

Cycle B							
Class 3	Term	Autumn One	Autumn Two	Spring One	Spring Two	Summer One	Summer Two
	Reading Text	<u>Ancient Rome by Eyewitness DK</u> 	<u>And Everything Will Be Glad to See You: Poems by Women and Girls by Ella Risbridger</u> 	<u>Iron Man by Ted Hughes</u> 	<u>Varjak Paw by S. F. Said</u> 	<u>The Accidental Prime Minister by Tom McLaughlin</u> 	<u>Boy Overboard by Morris Gleitzman</u> 
	Composition Coverage/ Genre	1. Diary Entry from a Roman 2. Information Text (What the Roman's Did For Us)	1. Poetry - 2. Biography of one of the poets	1. Non- Chronological Report - 2. Narrative - Mystery	1. Description (Written from the character's perspective) 2. Narrative - Adventure	1. Narrative focusing on a speech given by Joe - Dialogue 2. Balanced Argument (Based on points from Joe's manifesto)	1. Travel Leaflet (Australia) 2. Letter from one character to another (Informal)
		Autumn Term		Spring Term		Summer Term	
		New Learning Year 3	New Learning Year 4	New Learning Year 3	New Learning Year 4	New Learning Year 3	New Learning Year 4
	Writing Skills	<ul style="list-style-type: none"> Using a dictionary Verbs linked to simple tenses, ending in -y and future tense -to be Identifying syllables Verbs linked to present participle, present and past tense (continuous) Nouns (places) and adjectives Develop understanding of how suffixes and prefixes can change the meaning of words <u>Punctuation</u> <ul style="list-style-type: none"> Refine – sentences must have a verb, make sense, end with a full stop, question mark or exclamation mark Speech goes inside speech marks Commas separate words in lists Encourage use of paragraphs in their writing 	<ul style="list-style-type: none"> Simple and continuous tenses Identifying verb tenses Homophones: your & you're Antonyms Synonyms Subject and Object Grammatical agreement Nouns: concrete, abstract, possessive Adjectives: Present participles, comparatives & superlatives All sentences must have a verb and a subject and may have an object All parts of a sentence must 'agree' (in person, number, and gender) Use of paragraphs 	<ul style="list-style-type: none"> Future continuous tense Suffixes: -less and -ful Paragraphs Speech marks Comparatives and superlatives Making adverbs from adjectives Nouns acting as adjectives Making adjectives from nouns Irregular plurals Suffixes - -er, -est, ly, -y <u>Punctuation</u> <ul style="list-style-type: none"> Apostrophes for contractions 	<ul style="list-style-type: none"> Changing verb tenses Homophones: its & it's, to, too & two, where, wear & were Grammatical agreement Comparatives and superlatives Making adjectives from nouns Possessive nouns (plural) Root words, prefixes and suffixes Grammatical person Changing grammatical person <u>Punctuation</u> <ul style="list-style-type: none"> Apostrophes 	<ul style="list-style-type: none"> Verbs, nouns and pronouns Pronouns – Subject and Object, Possessive Homophones: Our/are & There, their, they're Prefixes Collective nouns Verb tenses Sentences and phrases Subject and object of a sentence Sentences must have a verb and a subject and may have an object Distinguish between phrases and sentences and expand phrases into sentences 	<ul style="list-style-type: none"> Sentence types: questions, statements, simple and compound Noun phrases Phrases, clauses and sentences Infinitives Changing verb tenses Antonyms and synonyms Develop the ability to distinguish between phrases, clauses and sentences Encourage use of paragraphs and correct punctuation <u>Punctuation</u> <ul style="list-style-type: none"> Hyphens
	Spelling Year 3	Week 1: diagraphs Week 2: ai, ay, a_e Week 3: ee, ea, e_e Week 4: ie, igh, y, i_e Week 5: oa, ow, o_e Week 6: ue, ew, u_e	Week 7: e_e Week 8: n and ng Week 9: soft c Week 10: soft g Week 11: tch Week 12: dge	Week 1: le Week 2: qu Week 3: s as z Week 4: se & ze as z Week 5: suffix -less Week 6: suffix -able	Week 7: a as ai Week 8: e as ee Week 9: l as ie Week 10: o as oa Week 11: -o as oa Week 12: u as ue	Week 1: aw & au as o Week 2: ie as ee Week 3: y as i Week 4: a as o Week 5: al as o Week 6: homophones	Week 7: ear, eer, ere Week 8: ure Week 9: gn as n Week 10: ph & gh as f Week 11: air, are, ear, ere Week 12: ex
	Spelling Year 4	Week 1: ch, sh,th Week 2: homophones Week 3: nch Week 4: se as s Week 5: ve as v Week 6: plurals -ves	Week 7: schwa (a) Week 8: schwa (o) Week 9: schwa (u) Week 10: schwa (ar) Week 11: schwa (or) Week 12: schwa (er)	Week 1: or as er Week 2: ear as er Week 3: u as long oo Week 4: ough & augh Week 5: ive as iv Week 6: suffix -ic	Week 7: st as s Week 8: silent letters Week 9: suffix -ically Week 10: schwa (al) Week 11: schwa (el) Week 12: schwa (il)	Week 1: suffix -ery Week 2: suffix -ary Week 3: suffix -ory Week 4: suffix -ant Week 5: suffix -ent Week 6: suffix -ist	Week 7: prefix pre- Week 8: prefix sub- Week 9: prefix anti- Week 10: prefix trans- Week 11: prefix inter- Week 12: prefix tele-

Cycle B							
Class 4	Term	Autumn One	Autumn Two	Spring One	Spring Two	Summer One	Summer Two
	Reading Text	<u>Tiger Tiger by Lynne Reid Banks</u> 	<u>Cloud Soup by Kate Wakeling</u> 	<u>The Secret Garden by Frances Hodgson Burnett</u> 	<u>There's a Boy in the Girls' Bathroom by Louis Sachar</u> 	<u>Hacker by Malorie Blackman</u> 	<u>Five Children and It by E Nesbitt</u> 
	Composition Coverage/ Genre	1. Balanced Argument – Based around the treatment of wild animals 2. Information Text - Romans	1. Poetry 2. Character Description based around one of the poems	1. Recount of events from Mary's perspective 2. Persuasive Text – Visit the Secret Garden	1. Narrative 2. Diary Entry from Bradley's perspective	1. Discussion – Is Hacking Ethical? 2. Narrative - Suspense	1. Character description of a Psammead 2. Narrative – Wishing Tale
		Autumn Term		Spring Term		Summer Term	
	Writing Skills	New Learning Year 4	New Learning Year 5	New Learning Year 4	New Learning Year 5	New Learning Year 4	New Learning Year 5
		<ul style="list-style-type: none">Simple and continuous tensesIdentifying verb tensesHomophones: your & you'reAntonymsSynonymsSubject and ObjectGrammatical agreementNouns: concrete, abstract, possessiveAdjectives: Present participles, comparatives & superlativesAll sentences must have a verb and a subject and may have an objectAll parts of a sentence must 'agree' (in person, number, and gender)Use of paragraphs	<ul style="list-style-type: none">Simple and continuous tense verbsTo have: past, present and future verbsRegular past participlesThe perfect tensesIrregular past participlesIdentifying verb tensesAdverb placementContractions <p>Punctuation</p> <ul style="list-style-type: none">Apostrophe placement	<ul style="list-style-type: none">Changing verb tensesHomophones: its & it's, to, too & two, where, wear & wereGrammatical agreementComparatives and superlativesMaking adjectives from nounsPossessive nouns (plural)Root words, prefixes and suffixesGrammatical personChanging grammatical person <p>Punctuation</p> <ul style="list-style-type: none">Apostrophes	<ul style="list-style-type: none">PrepositionsPrepositional phrasesNoun phrasesCompound sentencesTransitive and intransitive verbsPrepositional phrases as adverbsPhrasal verbsRoot words and suffixes -ify, -ate, -izeNouns and verbs -ce, -se, -cy, --syAdjective order	<ul style="list-style-type: none">Sentence types: questions, statements, simple and compoundNoun phrasesPhrases, clauses and sentencesInfinitivesChanging verb tensesAntonyms and synonymsDevelop the ability to distinguish between phrases, clauses and sentencesEncourage use of paragraphs and correct punctuation <p>Punctuation</p> <ul style="list-style-type: none">Hyphens	<ul style="list-style-type: none">Adverbs of manner, degree, place, time & frequencyDescribing other adverbsDescribing adjectivesIrregular plurals -iHomophonesHomonymsHeteronymsAntonyms and synonyms <p>Punctuation</p> <ul style="list-style-type: none">Colon and bullet pointsParenthesis (brackets, commas, and dashes)
	Spelling Year 4	Week 1: ch, sh,th Week 2: homophones Week 3: nch Week 4: se as s Week 5: ve as v Week 6: plurals -ves	Week 7: schwa (a) Week 8: schwa (o) Week 9: schwa (u) Week 10: schwa (ar) Week 11: schwa (or) Week 12: schwa (er)	Week 1: or as er Week 2: ear as er Week 3: u as long oo Week 4: ough & augh Week 5: ive as iv Week 6: suffix -ic	Week 7: st as s Week 8: silent letters Week 9: suffix -ically Week 10: schwa (al) Week 11: schwa (el) Week 12: schwa (il)	Week 1: suffix -ery Week 2: suffix -ary Week 3: suffix -ory Week 4: suffix -ant Week 5: suffix -ent Week 6: suffix -ist	Week 7: prefix pre- Week 8: prefix sub- Week 9: prefix anti- Week 10: prefix trans- Week 11: prefix inter- Week 12: prefix tele-
	Spelling Year 5	Week 1: age & ege Week 2: nge Week 3: suffix -ance Week 4: suffix -ancy Week 5: suffix -ence Week 6: suffix -ency	Week 7: prefix multi- Week 8: prefix auto- Week 9: prefix micro- Week 10: prefix super- Week 11: cent-, kilo-, milli- Week 12: prefix post-	Week 1: suffix -tion Week 2: suffix -sion Week 3: ssion Week 4: cian Week 5: suffix -ation Week 6: ch & che as sh	Week 7: sure Week 8: ture Week 9: suffix -ible Week 10: suffix -ate Week 11: -ise and -ize Week 12: suffix -ify	Week 1: suffix -ous Week 2: suffix -ious Week 3: tious Week 4: cial Week 5: tial Week 6: words ending -i	Week 7: graph Week 8: suffix -ology Week 9: suffix -ment Week 10: suffix -ship Week 11: suffix -ward Week 12: sch

Cycle B								
Class 5	Term	Autumn One	Autumn Two	Spring One	Spring Two		Summer One	Summer Two
	Reading Text	<u>Way Past Winter by Kiran Millwood Hargrave</u> 	<u>Homer's Iliad and Odyssey by Gillian Cross</u> 	<u>The Boy at the Back of the Class by Onjali Q Rauf</u> 	<u>Eyewitness Victorians by DK</u> 	<u>Overheard in a Tower Block – Poems by Joseph Coelho</u> 	<u>Once by Morris Gleitzman</u> 	<u>Oliver Twist by Charles Dickens</u> 
	Composition Coverage/ Genre	1. Narrative – Journey Tale 2. Setting Description	1. Narrative – Conquering the Monster 2. Information Text	1. Diary Entry 2. Explanation Text	1. Newspaper Article – Significant event from the Victorian period 2. Poetry -Using 'There are Things That Lurk in the Library' https://www.youtube.com/watch?v=xv68954h5Uw		1. Narrative – Finding Tale 2. Persuasive letter (formal)	1. Formal Letter to 2. Recount: A Day in the Life of a Workhouse Child
		Autumn Term			Spring Term		Summer Term	
	Writing Skills	New Learning Year 5 <ul style="list-style-type: none">Simple and continuous tense verbsTo have: past, present and future verbsRegular past participlesThe perfect tensesIrregular past participlesIdentifying verb tensesAdverb placementContractions <u>Punctuation</u> Apostrophe placement	New Learning Year 6 <ul style="list-style-type: none">Simple, past, continuous tensesDefinite and indefinite articlesCountable/uncountable nounsLinking verbs: to bePrepositional phrases as adverbs and adjectivesRelative clauses as adjectivesDefining and non-defining adjectival clausesCommas for fronted adverbials	New Learning Year 5 <ul style="list-style-type: none">PrepositionsPrepositional phrasesNoun phrasesCompound sentencesTransitive and intransitive verbsPrepositional phrases as adverbsPhrasal verbsRoot words and suffixes -ify, -ate, -izeNouns and verbs -ce, -se, -cy, --sy Adjective order	New Learning Year 6 <ul style="list-style-type: none">Coordinating conjunctions (FANBOYS)Subordinating ConjunctionsSemi colons, colons & dashesCompound sentencesIndependent and dependent clausesSimple, compound and complex sentencesFronted adverbialsActive and Passive voiceIdioms <u>Punctuation</u> Commas for fronted adverbials		New Learning Year 5 <ul style="list-style-type: none">Adverbs of manner, degree, place, time & frequencyDescribing other adverbsDescribing adjectivesIrregular plurals -iHomophonesHomonymsHeteronymsAntonyms and synonyms <u>Punctuation</u> <ul style="list-style-type: none">Colon and bullet points Parenthesis (brackets, commas, and dashes)	New Learning Year 6 <ul style="list-style-type: none">Modal verbsAdverbsImperative verbs in the infinitive formPositive and negative statementsQuestionsCohesionFormal and Informal writingAlliteration Near homophones
	Spelling Year 5	Week 1: age & ege Week 2: nge Week 3: suffix -ance Week 4: suffix -ancy Week 5: suffix -ence Week 6: suffix -ency	Week 7: prefix multi- Week 8: prefix auto- Week 9: prefix micro- Week 10: prefix super- Week 11: cent-, kilo-, milli- Week 12: prefix post-	Week 1: suffix -tion Week 2: suffix -sion Week 3: ssion Week 4: cian Week 5: suffix -ation Week 6: ch & che as sh	Week 7: sure Week 8: ture Week 9: suffix -ible Week 10: suffix -ate Week 11: -ise and -ize Week 12: suffix -ify		Week 1: suffix -ous Week 2: suffix -ious Week 3: tious Week 4: cial Week 5: tial Week 6: words ending -i	Week 7: graph Week 8: suffix -ology Week 9: suffix -ment Week 10: suffix -ship Week 11: suffix -ward Week 12: sch
	Spelling Year 6	<u>Numerical Prefixes</u> Week 1: uni- and mono- Week 2: bi-, di-, du- Week 3: tri- Week 4: for 4, 5, 6 Week 5: for 7, 8, 9 Week 6: for 10 & more	<u>New & Existing Spelling Patterns</u> Week 7: ei, eigh as ai Week 8: ei, ie as ee Week 9: ei, eigh, eir Week 10: ci as sh Week 11: cious Week 12: eous	Week 1: double letters Week 2: cc as k Week 3: fer Week 4: for long oo Week 5: for ai Week 6: silent h digraphs	Week 7: silent letter digraphs for t Week 8: silent letter digraphs for m Week 9: silent p digraphs Week 10: ui, u as i Week 11: gh, gue Week 12: gu		Week 1: ough Week 2: schwa (ure) Week 3: schwa (or) Week 4: -ity and -ety Week 5: -ial Week 6: -able	Week 7: que as k Week 8: ne as n Week 9: word mix-ups Week 10: suffix -ly Week 11: ere and oa Week 12: schwas